

# Print Media Center, Germany. **Training Catalog.**





# Content.



<b>Prinect Production Manager Automation</b>	<b>04</b>
<b>Versafire Production</b>	<b>05</b>
<b>Printer Basic Training for Sheetfed Offset</b>	<b>06</b>
<b>Operating Prinect Press Center Basic Training</b>	<b>07</b>
<b>Maintenance Training for Sheetfed Offset</b>	<b>08</b>
<b>Folding Carton Gluing Basic Training</b>	<b>10</b>
<b>Folding Carton Gluing Advanced Training</b>	<b>11</b>
<b>Die-cutter Basic Training</b>	<b>12</b>

# Prinect Production Manager Automation.



## Training content

- Automatic Page Assignment (APA)
- Hotfolder workflow and SmartAutomation configuration
- Prinect® Portal – pending documents
- Prinect Portal – upload, corrections, online approval
- ICS Portal – csv/XML/XJDF/JDF data input
- Connection to portals/WebShops via XML/csv
- Creating collective forms automatically, configuration of Prinect® Signa Station® and Prinect Workflow
- Automation assistant for configuration
- Scheduled tasks for system cleanup

## Target

- Getting an overview and understanding the configuration of the various automation options in the Prinect Production Workflow

## Target group

- Experienced Prinect users who want to apply all the possibilities of Prinect process automation in daily practice



## Requirements

Experience in daily practice with Prinect Production and knowledge of the entire commercial printing process chain



## Location

Training Center Kiel



## Duration

4 days

## Contact, dates & registration

E-Mail: [monika.dost@heidelberg.com](mailto:monika.dost@heidelberg.com)

Phone: +49 (431) 386 1713




For more information about our customer training please visit our website.

[heidelberg.com/pmc-germany](https://heidelberg.com/pmc-germany)



# Versafire Production.



## Training content

- Basics of toner-based digital printing process
- Paper transport and effect on grain direction, cutting, surface and format
- Optimal storage and handling of paper for digital printing
- Creation and optimization of new media
- Optimization of toner transfer and fuser
- Optimum sheet registration and orientation
- Printing on special substrates with different grammages
- Optimizing paper feeding in the LCT
- Printing on envelopes, synthetic materials and offset sheets
- Printing of sample jobs and training documents

## Targets

- Achieve the best possible print quality on a variety of materials
- Fast and secure media setup and less waste
- Advanced knowledge of the Versafire® printing system
- Versafire Production Training “Professional Level” Certification

## Target group

- Versafire operators



## Requirements

4-16 weeks of experience in the operation of the Versafire

Versafire Production Training  
“Base Level” Certificate



## Location

Print Media Center Wiesloch



## Duration

2.5 days in our training center

## Contact, dates & registration



For more information about our customer training please visit our website.  
[heidelberg.com/pmc-germany](https://heidelberg.com/pmc-germany)

# Printer Basic Training for Sheetfed Offset.



## Training content

- Overview of all components of the press and their basic settings
- Introduction to the Prinect Press Center® operation
- Paper run exercises
- Air settings between the printing units and the transfer systems
- Operation and adjustment of selected press components, such as inking and dampening unit
- Installation and removal of selected press components, such as washing devices
- Makeready and proofing of various practice jobs
- Maintenance and cleaning instructions
- Basic operation of the HEIDELBERG® measuring device
- Optional: Coating unit, dryer and perfecting unit

## Targets

- Familiarization with and operation of the press
- Introduction to printing practice

## Target group

- Printers and technical management



## Requirements

Practical experience in sheetfed offset printing



## Location

Print Media Center Wiesloch

The training machine is selected in consultation with the customer. The following models are available: Speedmaster® CX 75, Speedmaster XL 75, Speedmaster XL 75 Anicolor, Speedmaster CX 104, Speedmaster XL 106



## Duration

5 days

---

## Further training offers:

We also offer you special training courses on topics such as UV applications, cold foil transfer, multicolor. Please contact us!

---

## Contact, dates & registration



For more information about our customer training please visit our website.  
**[heidelberg.com/pmc-germany](https://heidelberg.com/pmc-germany)**

# Operating Prinect Press Center Basic Training.<sup>NEW</sup>



## Training content

- Navigation and operating philosophy
- Job memory: Context menu, job preparation, job release
- Intellistart: Job Queue, Process View, Intelliguide, job change and Push to Stop
- Intellistart: Detailed explanation of all configuration options
- Assistance systems: Color Assistant Pro, Quality Assist, Device Assistant, Powder Assistant, Wash Assistant
- Print functions: Configurations and settings
- Directstart and Current Job

## Targets

- Understanding and operating the latest Prinect Press Center® software

## Target group

- Printers and technical management



## Requirements

Practical experience in sheetfed off-set printing



## Location

Print Media Center Wiesloch

- The training machine is selected in consultation with the customer. The following models are available: Speedmaster® CX 75, Speedmaster XL 75, Speedmaster XL 75 Anicolor, Speedmaster CX 104, Speedmaster XL 106
- Software versions from S20 can be trained live on the press in combination with a simulation.
- Software versions S19 and older can only be trained on the Stand-Alone-Press Center in combination with a simulation.



## Duration

5 days

## Contact, dates & registration



For more information about our customer training please visit our website.  
[heidelberg.com/pmc-germany](https://www.heidelberg.com/pmc-germany)

# Maintenance Training for Sheetfed Offset.



## Training content

- Structure of the machine/safety equipment
- Systematic troubleshooting
- Maintenance and cleaning work
- Localization of electrical components at the feeder, printing units, delivery and peripherals
- Overview of the electrical system on the press (including location IDs, circuit diagrams, service menu on the Prinect Press Center®)
- Overview of peripheral devices such as DryStar®, PowderStar®, central dampening solution supply, etc.

## Targets

- Develop a basic technical understanding of the press
- Professional and needs-based maintenance and servicing of your press
- Recognize anomalies with corrective measures and thus avoid unplanned downtimes
- Professional interaction with technical support (e. g. Remote and Video Support)

## Target group

- Customer maintenance personnel



## Requirements

- Practical experience with sheetfed offset presses
- Understanding press technology



## Location

Print Media Center Wiesloch

The training machine is selected in consultation with the customer. The following models are available: Speedmaster® CX 75, Speedmaster XL 75 Anicolor, Speedmaster XL 75, Speedmaster CX 104, Speedmaster XL 106



## Duration

5 days

## Contact, dates & registration

E-Mail: [bernd.jahn@heidelberg.com](mailto:bernd.jahn@heidelberg.com)

Phone: +49 6222 82-4848



For more information about our customer training please visit our website.


[heidelberg.com/pmc-germany](https://www.heidelberg.com/pmc-germany)







# Folding Carton Gluing Basic Training.



## Training content

- Detailed presentation and explanation of the selected training machine
- Explanation of all protective devices
- Explanation of the basic functions of a folder carton gluer
- Explanation of the operating concept and the various operating points
- Measures for quality assurance/ troubleshooting
- Setting up the machine and production of the following types of packaging:
  - Straightline cartons
  - Lockbottom cartons
  - Mailing envelopes
- The peripheral Diana Easypacker will also be included in the training

## Targets

- Operation of folding carton gluers & automatic insertion and unpacking systems
- Setup of simple folding carton types

## Target group

- Folding carton gluer machine operators
- Packaging materials technologists



## Requirements

Experience in operating folding carton gluers



## Location

Print Media Center Wiesloch

The training machine is selected in consultation with the customer. The following models are available: Diana Go, Diana Easy, Diana Smart, Diana X-2



## Duration


5 days

## Contact, dates & registration



For more information about our customer training please visit our website.  
[heidelberg.com/pmc-germany](https://heidelberg.com/pmc-germany)

# Folding Carton Gluing Advanced Training.



## Training content

- Detailed presentation and explanation of the selected training machine
- Explanation of all protective devices
- Explanation of the basic functions of a folder carton gluer
- Explanation of the operating concept and the various operating points
- Measures for quality assurance/troubleshooting
- Setting up the machine and production of the following types of packaging:
  - 4-corner and 6-corner collapsible cartons
  - Multi-compartment cartons
  - Conical cartons
  - Special gluing (in consultation with the participant)
- The following Diana peripherals will be included in the training:
  - Diana Feeder/Diana Packer/Diana Stack Turner
  - Inspection systems:
    - Diana Inspector (inline), Diana Eye (offline)
  - Diana Braille Module

## Targets

- Operation of folding carton gluers & automatic insertion and unpacking systems
- Set up of more complex folding carton types

## Target group

- Folding carton gluer machine operators
- Packaging materials technologists



## Requirements

- Experience in operating folding carton gluers and setting up simpler folding carton types
- The completed basic training is recommended



## Location

Print Media Center Wiesloch

The training machine is selected in consultation with the customer.  
The following models are available:  
Diana Easy, Diana Smart, Diana X-2



## Duration

5 days

## Contact, dates & registration



For more information about our customer training please visit our website.  
[heidelberg.com/pmc-germany](https://heidelberg.com/pmc-germany)

# Die-cutter Basic Training.<sup>NEW</sup>



## Training content

- Detailed presentation and explanation of the selected training machine
- Explanation of all safety devices
- Explanation of the basic functions of a die-cutting machine
- Explanation of the operating concept and the various control sections
- Measures for quality assurance/error analysis and troubleshooting
- Setting up the machine and producing simple layouts.
  - With and without stripping function
  - Preparation of a make-ready sheet
  - Zone make-ready according to the 70/30 principle

## Targets

- Operating the die-cutting machine
- Setting up simple layouts

## Target group

- Die-cutting machine operators
- Packaging materials technologists



## Requirements

Experience in operating flatbed die-cutting machines



## Location

Print Media Center Wiesloch

The training machine is selected in consultation with the customer.  
The following model is available:  
MK Easymatrix 106 CS.



## Duration

5 days

## Contact, dates & registration



For more information about our customer training please visit our website.  
[heidelberg.com/pmc-germany](https://heidelberg.com/pmc-germany)



## **Publishing information**

Heidelberger Druckmaschinen AG  
Kurfuersten-Anlage 52 – 60  
69115 Heidelberg  
Germany  
Phone +49 6221 92-00  
Fax +49 6221 92-6999  
[contact@heidelberg.com](mailto:contact@heidelberg.com)  
Further details at:  
[heidelberg.com](http://heidelberg.com)

## **Production note**

Image credits: Heidelberger Druckmaschinen AG, Adobe Stock  
Printing: Versafire  
Consumables: Saphira  
**Printed in Germany**

## **Trademarks**

HEIDELBERG, the HEIDELBERG logotype, Saphira, Speedmaster, Stahlfolder, Suprasetter, DryStar, PowderStar, Prinect, Prinect Cockpit, Prinect Prepress Manager, Prinect Press Center, Prinect Signa Station and Versafire are registered trademarks of Heidelberger Druckmaschinen AG in the U.S. and other countries. All other trademarks are property of their respective owners.

## **Liability for contents**

The contents of this brochure have been prepared with great care. No warranty or liability is accepted for the correctness, completeness, or accuracy of the information. There is no guarantee or warranty that the customer will be able to achieve the values and numbers (e.g. relating to the function and performance of the machine and the software) specified in the brochure. The information provided is based on ideal conditions and proper use of the machine and the software. Achieving these values and numbers depends on a variety of factors and circumstances that are outside the control of HEIDELBERG (e.g. machine settings, technical conditions, ambient conditions, raw materials and supplies used, consumables used, standard of care and maintenance of the machine, expertise of the operator, meeting the respective system requirements, etc.).

**Version May 2024**



Print and equipment CO<sub>2</sub> compensated

**HEIDELBERG**

[www.heidelberg.com/co2](http://www.heidelberg.com/co2) · ID1000875/100000