



Pressing ahead with transformation

Heidelberger Druckmaschinen AG

Rainer Hundsdörfer, CEO | Robin Karpp, Head of IR | February, 2020





Current trading. Challenging market environment.

- **Order intake in Germany declines by more than 20 percent in 9m/ FY2020**
- **Ongoing growth in China – our largest single market – uncertain economic impact of the corona virus**
- **Further measures to increase profitability in progress**
- **Digitization is being systematically driven forward: Subscription business continues to grow, innovation offensive for drupa 2020**





Current trading – preliminary figures confirmed.

9m figures still show stable volume – profitability under pressure.

- Order intake and sales after 9m at prior-year level
- Ongoing difficult market environment impacts Q3 sales (€ 567m vs. PY € 579m)
- Operating result slightly improved in Q3 due to one-off income of Hi-Tech Coatings sale (€ 25m)
- Negative impact from lower volume, pressure on margins in the trading business with consumables and regional shifts with a less favorable product mix
- FCF improved against prior year, also due to sale of Hi-Tech Coatings (inflow of € 32m)

	9m FY 18/19	1 st time IFRS 16* 9m FY 19/20	ΔpY
Order intake	1,912	1,900	-12
Sales	1,693	1,690	-3
EBITDA excl. restructuring result	101	117	+16
EBIT excl. restructuring result	49	46	-3
Restructuring result	-9	-8	
Financial result	-39	-33	+6
Net result before taxes	1	5	+4
Net result after taxes	-2	-10	-8
Free cash flow	-120	-73	+47
Leverage	2.1	1.9	

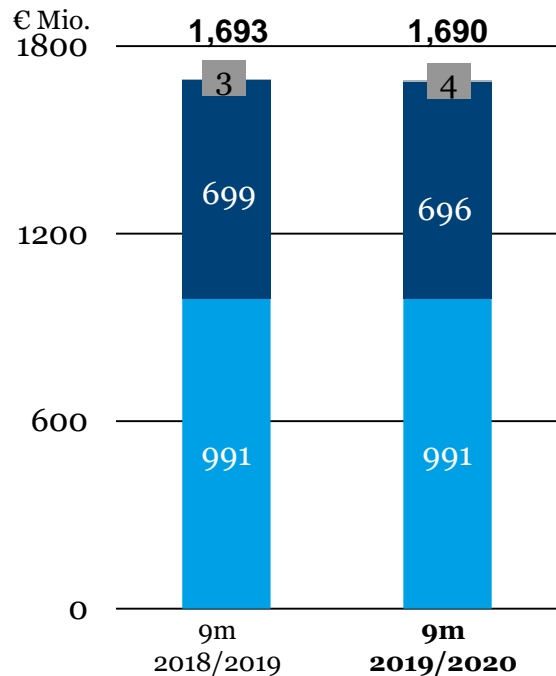
*The previous year's figures were not adjusted.



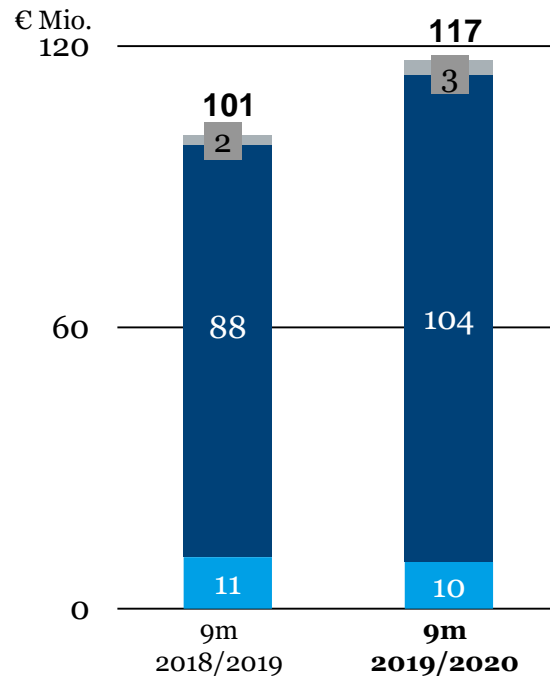
Key Financial Highlights.

Sales and EBITDA by segment in 9m FY 19/20.

Sales by segment



EBITDA* by segment



- **Heidelberg Digital Technology:**

Sales after 9m on previous years' level. EBITDA* also remained at the prior-year level. Higher development costs due to lower R&D capitalization and a unfavorable product mix were compensated by the positive effects of the first-time application of IFRS 16.

- **Heidelberg Lifecycle Solutions:**

Sales after 9m on previous years' level. Due to one-off income from Hi-Tech Coatings sale (€ 25m) EBITDA* was higher than in the previous year. Negative factors were the pressure on margins in the trading business with consumables.



Heidelberg Digital Technology



Heidelberg Lifecycle Solutions



HD Financial Services



Key Financial Highlights.

Balance sheet.

> Assets	FY 2019	FY 2019	FY 2020	> Equity and liabilities	FY 2019	FY 2019	FY 2020
	31-12-2018	31-03-2019	31-12-2019		31-12-2018	31-03-2019	31-12-2019
Figures in mEUR				Figures in mEUR			
Fixed assets	840	846	882	Equity	361	399	328
Current assets	1.337	1.395	1.437	Provisions	776	819	860
thereof inventories	774	685	814	thereof provisions for pensions	514	582	650
thereof trade receivables	288	360	277	Other liabilities	1.120	1.105	1.215
thereof receivables from customer financing	55	60	50	thereof financial liabilities	470	465	597
thereof cash and cash equivalents	120	215	208	thereof contractual liabilities	210	187	228
Deferred tax assets, prepaid expenses, other	84	88	86	thereof trade payables	254	245	216
thereof deferred tax assets	71	76	75	thereof other payables	60	65	67
thereof prepaid expenses	13	12	11	Deferred tax liabilities	5	5	2
Total assets	2.262	2.329	2.406	Total equity and liabilities	2.262	2.329	2.406
				Equity ratio	16%	17%	14%
				Net debt	350	250	389

- **Fixed assets** increased mainly due to the 1st-time application of IFRS 16.
- **Equity** decreased due to decline of discount rate for domestic pensions from 2.0 percent as of 31. March 2019 to 1.5 percent – equity ratio stood at 14 %.
- **Inventories** rise with the expected sales increase in Q4 and the ramp-up of the digital portfolio.
- Consequently, **net working capital (NWC)** also rose to € 714m as of December 31, 2019 (December 31, 2018 : € 656m; March 31, 2019: € 684m).
- **Net debt** rose to € 389m (incl. ~ € 55 million from the first-time application of IFRS 16).

Outlook Financial Year 19/20 adjusted.



- **Full-year sales slightly below the previous year's level (2,490 Mrd. EUR) expected**
- **EBITDA-Margin w/o restructuring result between 5.5 – 6 % of sales (prior: between 6.5 – 7 %)**
- **Slightly negative Net result (prior: Balanced Net result)**

BACKUP





IFRS 16.

Significant effects of the first time application for Heidelberg.*

What is IFRS 16?

- On-balance accounting for all lease contracts with the lessee

Significant effects of the application for Heidelberg from FY 19/20 onwards*

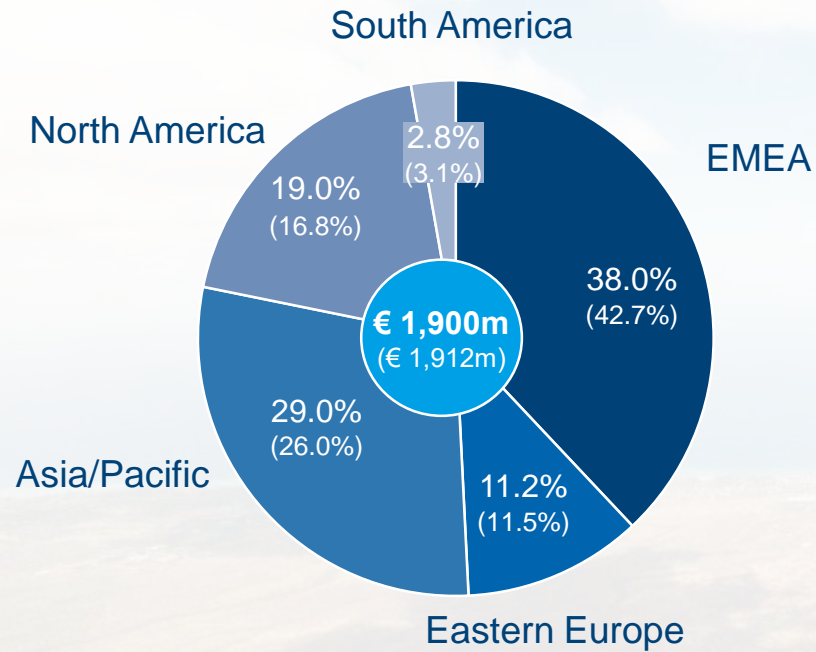
- Balance sheet extension due to additional lease assets and lease liabilities
- Increase in EBITDA excluding restructuring result (around € 15 m)/EBIT excluding restructuring result (around € 2 m), while the interest/financial result (around € 2 m) is burdened simultaneously
- Net result before taxes essentially unchanged
- Improvement in free cash flow (around € 15 m) due to the recognition of repayments as a cash outflow from financing activities

*Estimated figures.

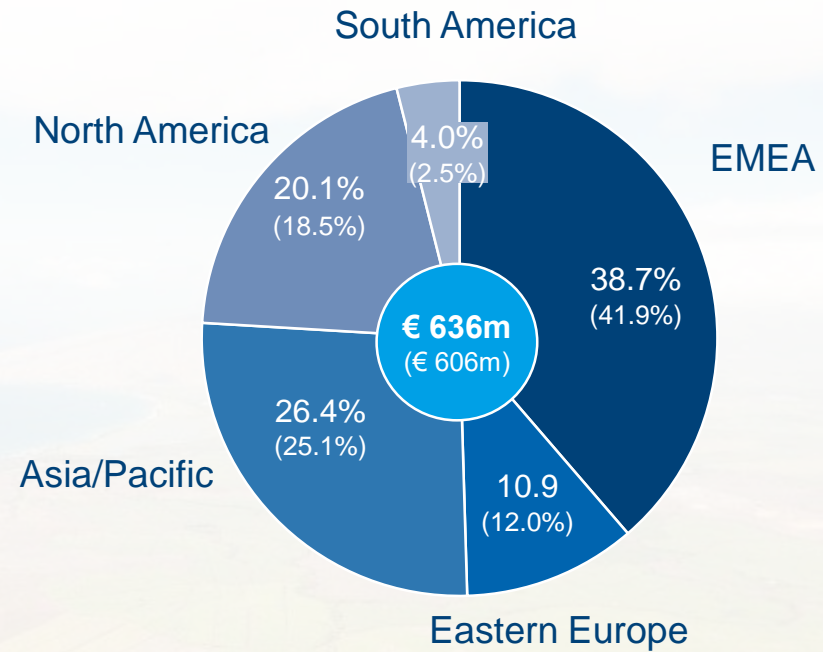
Order intake – regional split.

Strong China and weakening EMEA.

Regional order intake 9m 2019/20 (9m 2018/19)



Regional order intake Q3 2019/20 (Q3 2018/19)



Current trading. Q3 figures.

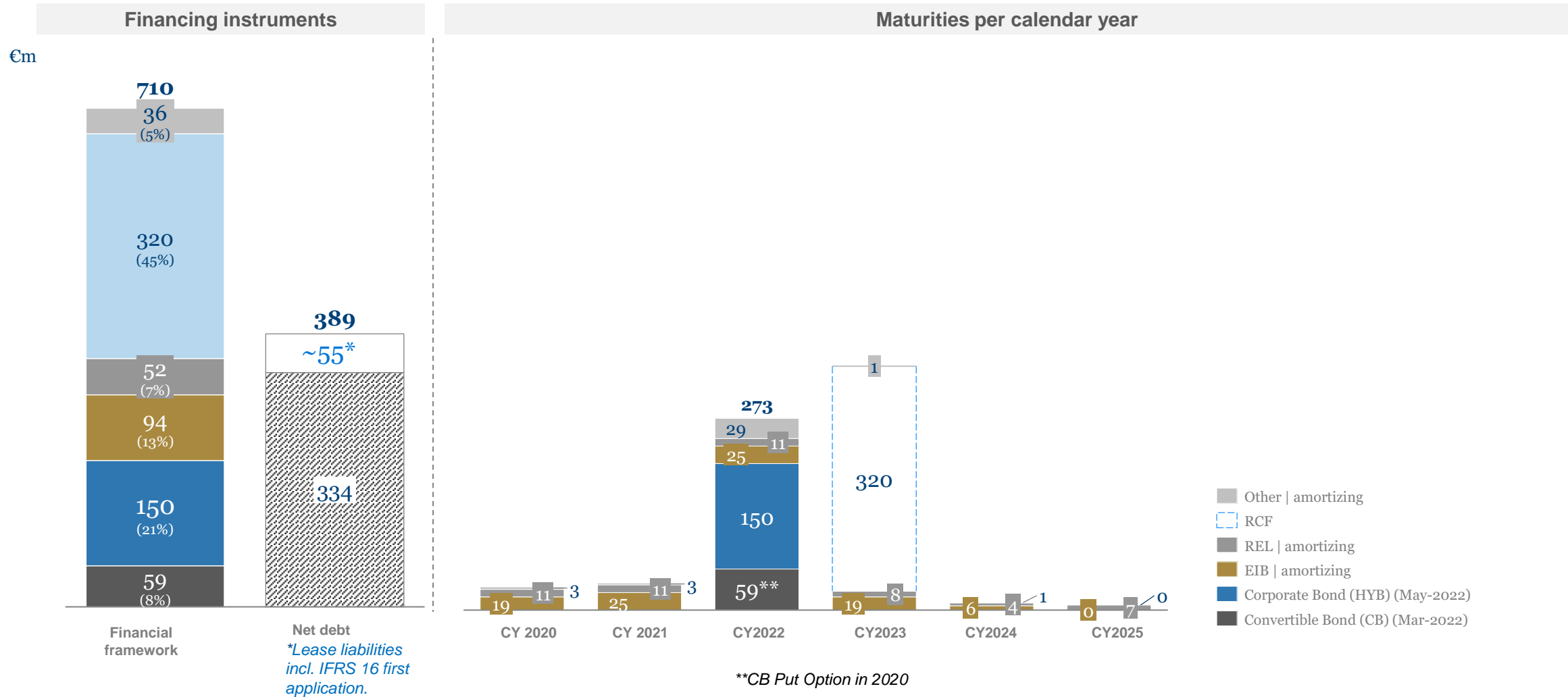


	Q3 FY 18/19	1 st time IFRS 16* Q3 FY 19/20	ΔpY
Order intake	606	636	+30
Sales	579	567	-12
EBITDA excl. restructuring result	39	47	+8
EBIT excl. restructuring result	21	24	+3
Restructuring result	-3	-3	
Financial result	-11	-10	+1
Net result before taxes	7	11	+4
Net result after taxes	4	7	+3
Free cash flow	-33	+26	+59
Leverage	2.1	1.9	

*The previous year's figures were not adjusted.



Our financial framework as of December, 31 2019 (incl. IFRS 16).





Financial calendar 2019/2020.

- | | | |
|--------------------------|---|--|
| February 11, 2020 | ➔ | Publication of Third Quarter Figures 2019/ 2020 |
| June 9, 2020 | ➔ | Press Conference, Annual Analysts' and Investors' Conference |
| July 23, 2020 | ➔ | Annual General Meeting |

Subject to change



Disclaimer

This release contains forward-looking statements based on assumptions and estimations by the Management Board of Heidelberger Druckmaschinen Aktiengesellschaft. Even though the Management Board is of the opinion that those assumptions and estimations are realistic, the actual future development and results may deviate substantially from these forward-looking statements due to various factors, such as changes in the macro-economic situation, in the exchange rates, in the interest rates and in the print media industry. Heidelberger Druckmaschinen Aktiengesellschaft gives no warranty and does not assume liability for any damages in case the future development and the projected results do not correspond with the forward-looking statements contained in this presentation.